

Steering Damper

02262-10


Spare Parts List




Safety Precautions

Note!


The shock absorber is a very important part of the vehicle and will affect the stability.


 Read and make sure that you understand the information in this manual and the mounting instructions before you use this product. If you have any questions regarding installation or maintenance please contact an Öhlins dealer.


 Öhlins Racing AB can not be held responsible for any damage to the shock absorber, vehicle, other property or injury to persons, if the instructions for installing and maintenance are not followed exactly.

Warning!

This product was developed and designed exclusively for a specific vehicle model and should only be installed on the intended vehicle model in its original condition as delivered from the vehicle manufacturer.

 This product contains pressurized nitrogen gas (N₂). Do not open, service or modify this product without proper education (authorized Öhlins dealer/distributor) or proper tools.

 After installing this product, take a test ride at low speed to make sure that your vehicle has maintained its stability.

 If the suspension makes an abnormal noise, or the function is irregular, or if you notice any leakage from the product, please stop the vehicle immediately and return the product to an Öhlins Service Centre.

Safety Symbols

In this manual, mounting instructions and other technical documents, important information concerning safety is distinguished by the following symbols:



The Safety Alert Symbol means: Warning! Your safety is involved.



The Warning Symbol means: Failure to follow warning instructions can result in severe or fatal injury to anyone working with, inspecting or using the shock absorber, or to bystanders.



Caution!


The Caution Symbol means: Special precautions must be taken to avoid damage to the shock absorber.

Note!

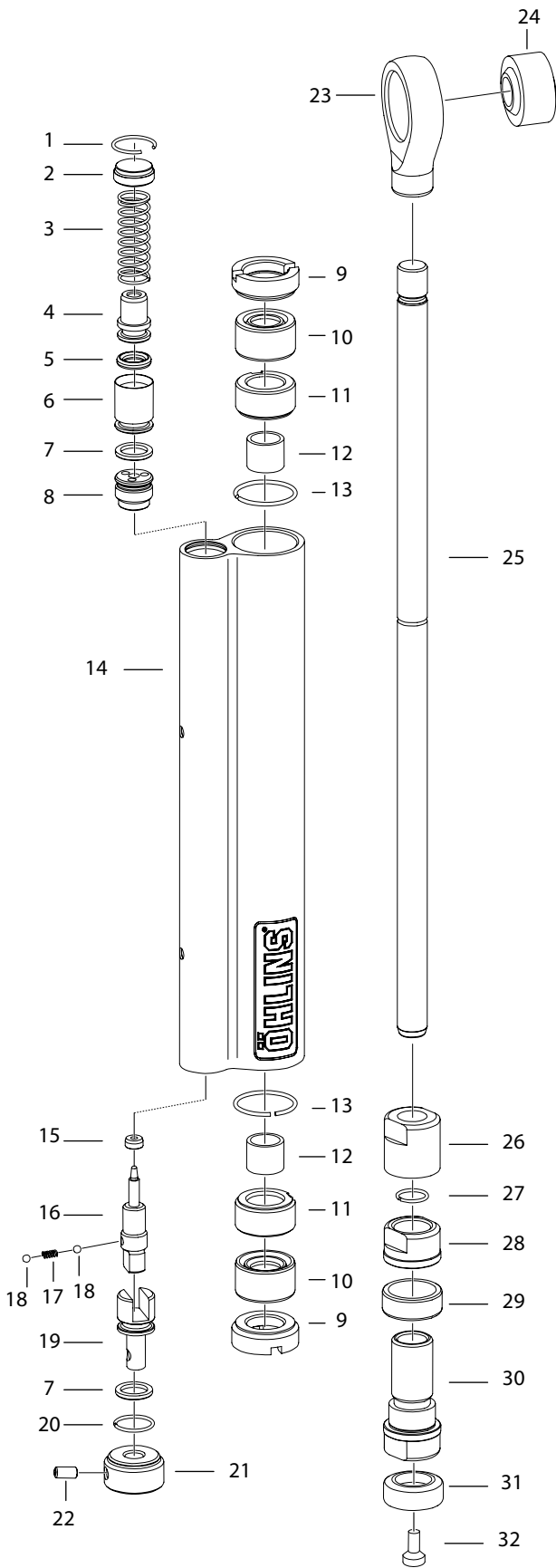
The Note Symbol indicates information that is important regarding procedures.

Note!

When working on this product, always consult your Vehicle Service Manual.

 This Manual should be considered a part of the product and should therefore accompany the product throughout its life cycle.

© Öhlins Racing AB. All rights reserved. Any reprinting or unauthorized use without the written permission of Öhlins Racing AB is prohibited.
Printed in Sweden.



	Part No	Pcs	Description	Notes
1	02221-02	1	Circlip	
2	02212-04	1	Cover	
3	02215-05	1	Spring	
4	02276-06	1	Piston inner	
5	00338-01	1	O-ring	
6	02276-05	1	Piston outer	
7	00338-53	2	O-ring	
8	02227-05	1	Valve assy	
9	02210-01	2	Cover	
10	02222-01	2	Seal	
11	02211-01	2	Bushing holder	
12	01056-09	2	Bushing	
13	02220-01	2	Circlip	
14	02228-17	1	Cylinder assy	149mm
15	02216-01	1	Jet	
16	02217-01	1	Needle	
17	01474-01	1	Spring	
18	00884-04	2	Ball	
19	02218-01	1	Fork needle	
20	02221-01	1	Circlip	
21	02219-02	1	Knob	
22	01502-10	1	Screw	
23	02207-06	1	End eye	
24	02236-07	1	Ball joint	
25	02256-12	1	Shaft	222,5mm
26	02250-01	1	Nut	
27	02251-01	1	Circlip	
28	02249-01	1	Sleeve	
29	02209-01	1	Piston ring	
30	02248-01	1	Piston	

For fitting brackets please see mounting instruction

Your Öhlins retailer:



Öhlins Racing AB
Box 722
SE-194 27, Upplands Väsby
Sweden

Phone: +46 (0)8 590 025 00
Fax: +46 (0)8 590 025 80
www.ohlins.com



www.ohlins.com